



# COMMERCIAL LAUNDRY SYSTEMS

TITAN-C

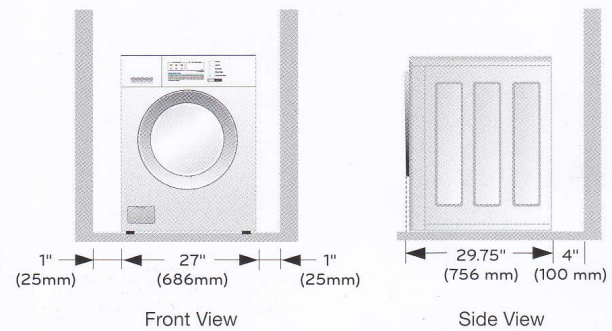
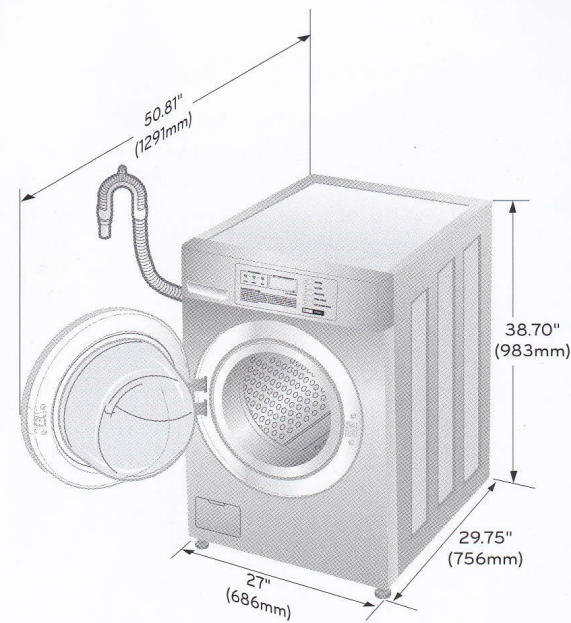




# Specification

## Giant-C Front Load Washer

		Non-Heater Type	Heater Type
<b>CYLINDER</b>			
Drum Volume	cu.ft (ℓ)	4.2 (102.7)	4.2 (102.7)
Diameter	in.(mm)	22.05 (560)	22.05 (560)
Depth	in.(mm)	16.51 (419.3)	16.51 (419.3)
Capacity (1:10)	kg/lb	10.2/22.5	10.2/22.5
Max Washing Capacity	kg/lb	13/29	10.2/22.5
<b>DIMENSIONS</b>			
Product (WxHxD)	in. (mm)	27 (686) x 38.70 (983) x 29.75 (756)	27 (686) x 38.70 (983) x 29.75 (756)
With Door Opening	in. (mm)	50.81 (1291)	50.81 (1291)
Carton (WxHxD)	in. (mm)	29.72 (755) x 44.37 (1127) x 31.30 (795)	29.72 (755) x 44.37 (1127) x 31.30 (795)
Weight (Product/Carton)	lb (kg)	191 (87)/205 (93)	191 (87)/205 (93)
<b>SPEED</b>			
Wash	RPM	45	45
Extract (High Speed)	RPM	1,150	1150
G-force	G	413	413
<b>ENERGY</b>			
Electric Ratings	V/Hz/A	120/60/5	220-240/50/15-17.5
		220-240/50/5	
		220/60/5	
<b>WATER USAGE</b>			
Water Consumption	ℓ	42.4	86
<b>NOISE &amp; CYCLE TIME</b>			
Noise Level (Sound Power)	dB	Lower than 62	Lower than 62
Program Duration in Minutes (Default)	min	37	60 (60°C program)
<b>SYSTEM &amp; CONTROL</b>			
Inverter Direct Drive Motor		•	•
Intelligent Electronics Controls		•	•
Heating System	W	-	3,200
3 Compartment Dispenser		•	•
Forced Drain System		•	•
Pricing Program		Special Vended Price	Special Vended Price
<b>WASH PROGRAMS</b>			
Program List		WHITES (Hot)	90°C MEDICAL
		COLORS (Warm)	75°C HOT
		PERM.PRESS (Warm)	60°C NORMAL
		DELICATES (Cold)	40°C NORMAL
		ADD SUPER WASH (Option)	COLD
		-	DELICATES *RINSE+SPIN
<b>CONVENIENCE FEATURES</b>			
End of Cycle Beeper		•	•
Door Lock Display		•	•
Self Diagnosis		•	•
Auto Balancing		•	•
Auto Suds Removal		•	•
Forced Drain System		•	•
Remaining Time Display		•	•
Status Indicator		•	•
4 Adjustable Leveling Legs		•	•
LoDecibel Quiet Operation		•	•
Coin Box Open Sensing		•	•
<b>EXTERNAL FINISH</b>			
Drum		NeveRust™ Stainless Steel Drum	NeveRust™ Stainless Steel Drum
Top Plate		Porcelain (Single) / Painted Steel (Stack)	Porcelain (Single) / Painted Steel (Stack)
Transparent Glass Window Door		•	•
Colors		Bluish White	Bluish White/Stone Silver
Cabinet		Painted Steel	Painted Steel
Control Panel		Steel	Steel
Window Display		Silk Screen	Silk Screen
Window		Aluminum	Aluminum
<b>CIRCUIT PROTECTION</b>			
PCB Fuse - Main Control Board	amps	8 (220-240V)	8 (220-240V)
		12 (120V)	
PCB Fuse - Filter Assembly	amps	15	15



### PRODUCT TYPE

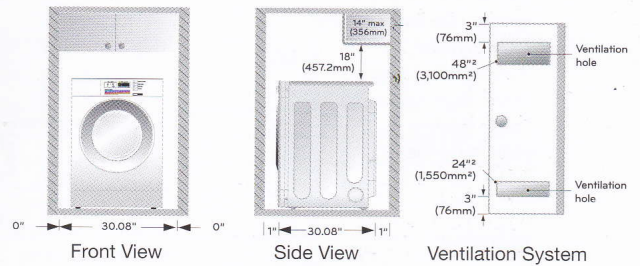
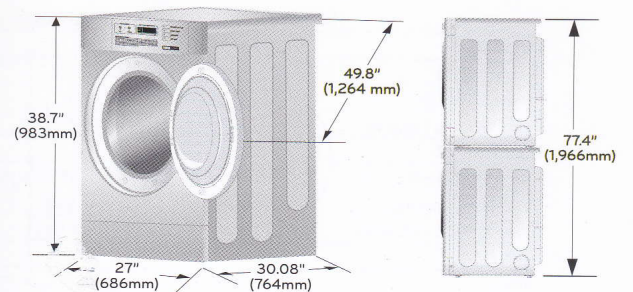
	Non-Heater Type	Heater Type
<b>COIN TYPE</b>	Single	F1069FD4 (GCW1069QS)
	Stack	F1069FD (GCW1069QD)
<b>CARD TYPE</b>	Single	F1069FD7 (GCW1069CS)
	Stack	F1069FD6 (GCW1069CD)
<b>ON PREMISE TYPE</b>	Single	F1069FD3 (GCW1069LS)
	Stack	F1069FD2 (GCW1069LD)

\* Dimensions and weights are approximate. Design, features and specifications subject to change without notice. Some models may not be available for sales in certain countries.



# Giant-C Dryer

		Gas Type	Electric Type
<b>CYLINDER</b>			
Drum Volume	cu.ft (ℓ)	7.1 (201)	7.1 (201)
Diameter	in.(mm)	26.1 (663)	26.1 (663)
Depth	in.(mm)	22.46 (570.6)	22.46 (570.6)
Capacity	kg/lb	10.2/22.5	10.2/22.5
<b>DIMENSIONS</b>			
Product (WxHxD)	in. (mm)	27 (686) x 38.70 (983) x 30.08 (764)	27 (686) x 38.70 (983) x 30.08 (764)
With Door Opening	in. (mm)	49.8 (1,264)	49.8 (1,264)
Carton (WxHxD)	in. (mm)	29.92 (760) x 46.06 (1,170) x 31.30 (795)	29.92 (760) x 46.06 (1,170) x 31.30 (795)
Weight (Product/Carton)	lb(kg)	130 (59)/143 (65)	130 (59)/43 (65)
<b>OPERATION</b>			
		120/60/5	120 (240)/60/26
		220~240/50/2.35	220~240/50/22.5
Electric Ratings	V/Hz/amps	220/60/3	220/60/21
		-	240/50/19.5
Heating Type		Gas	Electric
Type of Drying		Ventilation	Ventilation
		0.42 (120V/60Hz)	0.42 (120V/60Hz)
Motor	KW	0.32 (220~240V/50Hz)	0.32 (220~240V/50Hz)
		0.4 (220V/60Hz)	0.4 (220V/60Hz)
Gas Ratings	KW	5.8 (EU) <sup>1)</sup>	-
Heating Element	W	-	5400 <sup>2)</sup>
Program Duration in Minutes (Default)	min	45	45
<b>CONNECTIONS</b>			
Air Outlet Diameter	in.(mm)	4 (100)	4 (100)
Exhaust Airflow Diameter	in.(mm)	4 (100)	4 (100)
<b>SYSTEM &amp; CONTROL</b>			
Pricing Program		Special Vended Price	Special Vended Price
Intelligent Electronic Controls		•	•
<b>DRY PROGRAMS</b>			
White & Colors		•	•
Perm. Press		•	•
Delicates		•	•
No Heat		•	•
<b>CONVENIENCE FEATURES</b>			
End of Cycle Beeper		•	•
Heater Type		-	Multi-level control
Gas Valve Type		On/Off	-
Reversible Door		•	•
Remaining Time Display		•	•
Self Diagnosis		•	•
Status Indicator		•	•
4 Adjustable Leveling Legs		•	•
Coin Box Open Sensing		•	•
<b>EXTERNAL FINISH</b>			
Top Plate		Porcelain (Single) / Painted Steel (Stack)	Porcelain (Single) / Painted Steel (Stack)
Transparent Glass Window Door		•	•
Colors		Bluish White/Stone Silver	Bluish White/Stone Silver
Cabinet		Painted Steel	Painted Steel
Control Panel		Steel	Steel
Window Display		Silk Screen	Silk Screen
Window		Aluminum	Aluminum



Weather Hood Type	Number of 90° Elbows	Maximum length of 4" (10.2cm) diameter rigid metal duct	Maximum length of 4" (10.2cm) diameter flexible metal duct
Recommended	0	65 feet (19.8 m)	45 feet (13.7 m)
	1	55 feet (16.8 m)	35 feet (10.7 m)
	2	47 feet (14.3 m)	30 feet (9.1 m)
	3	36 feet (11.0 m)	25 feet (7.6 m)
Use Only for Short Run Installations	4	28 feet (8.5 m)	20 feet (6.1 m)
	0	55 feet (16.8 m)	35 feet (10.7 m)
	1	47 feet (14.3 m)	27 feet (8.2 m)
	2	41 feet (12.5 m)	21 feet (6.4 m)
2-1/2" (6.35 cm)	3	30 feet (9.1 m)	17 feet (5.2 m)
	4	22 feet (6.7 m)	15 feet (4.5 m)

## PRODUCT TYPE

	Electric Type	Gas Type
<b>COIN TYPE</b>	Single RV1329AN4(S) (GD1329QES)	RN1329AN4(S) (GD1329QGS)
	Stack RV1329ANI(S) (GD1329QED)	RV1329AN7 (GD1329QEW)
	RV1329AN7S (GD1329QEW)	RN1329ANI(S) (GD1329QGD)
	RN1329AN7 (GD1329QGU)	RN1329AN7S (GD1329QGW)
<b>CARD TYPE</b>	Single RV1329ADI(S) (GD1329CES)	RN1329ADI(S) (GD1329CGS)
	Stack RV1329AD6(S) (GD1329CED)	RN1329AD6(S) (GD1329CGD)
	RV1329AD5 (GD1329CEU)	RN1329AD5 (GD1329CGU)
	RV1329AD5S (GD1329CEW)	RN1329AD5S (GD1329CGW)
<b>ON PREMISE TYPE</b>	Single RV1329A4(S) (GD1329LES)	RN1329A4(S) (GD1329LGS)
	Stack RV1329A1(S) (GD1329LED)	RN1329A1(S) (GD1329LGD)
	RV1329A7 (GD1329LEU)	RN1329A7 (GD1329LGU)
	RV1329A7S (GD1329LEW)	RN1329A7S (GD1329LGW)

\* Dimensions and weights are approximate. Design, features and specifications subject to change without notice. Some models may not be available for sales in certain countries.